



CARLTON GARDENS PRIMARY SCHOOL

# 2024 BYOD

COORDINATOR: ANDREW BLOOMFIELD



# WHY BYOD?

1:1 BYOD programs are part of an international move towards individualising learning, which can increase independence and self-initiated learning in students and extend their learning beyond the classroom. Students who have their own devices have been found to take greater pride and ownership over the knowledge they create. Carlton Gardens Primary School has an embedded BYOD program that has been in place for 8 years.

## **Reasons We Undertake a 1:1 BYOD Program.**

- To improve student achievement
- It is not financially viable to provide every student in grades 3-6 with their own devices.
- To provide equity of student access to these digital resources at school, and helps us continue to enhance and transform the quality of teaching.
- Students don't have to worry about having their work deleted by other students on shared devices.
- We want students to have access to technology whenever they need it, rather than waiting for a time when ICT is available.
- Digital Literacy skills are essential for 21<sup>st</sup> Century Learners.
- Devices will be used as tools, helping students develop skills in information analysis and evaluation, problem solving and decision-making.
- Students will be able to continue working on projects at home.
- It provides the opportunity to teach Cyber Safety in a controlled and regulated environment .

## **The Aims of the program are:**

- To allow students to use an approved device to access the Carlton Gardens Primary School wireless network for educational purposes,
- To enable students to use technology to further their learning in structured lessons and independently at home,
- To enable students to develop skills and behaviours reflective of responsible digital citizens,
- To harness student connectivity to personal devices for the purpose of developing 21<sup>st</sup> century teaching and learning skills and for fostering digital literacy, fluency and social responsibility in a safe environment, and
- To ensure the smart, safe and responsible use of devices at Carlton Gardens Primary School

# WHAT IS CARLTON GARDENS PRIMARY SCHOOL'S BYOD POLICY?

During 2023 we would like all **grade 3-6** students to bring an iPad to school. These devices will be utilised in student learning.

**These devices will not replace pencil and paper**, they will work in conjunction with them.

*\* The full policy is provided later in this pack*

## EQUITY AND ACCESS

Carlton Gardens Primary School understands that the BYOD Program may be a financial burden on some families. For families opting not to participate in the BYOD Program, the school will have some devices available which will provide equal access for students at school to technology. These devices will be available to use during school hours but will not be sent home with children.

## PARENT RESPONSIBILITIES

It is the responsibility of parents and guardians to

- Create or provide access to an **Apple Family Account** to install apps.
- Ensure **ScreenTime** restrictions are put on a device.
- Provide a device that meets the minimum Device Specification Guide.
- Ensure that students cannot install apps on the iPad.

## STUDENT RESPONSIBILITIES

As part of the Carlton Gardens Primary School's BYOD Program, students will ensure that they:

- Use their devices in a responsible and ethical manner;
- Bring their device to school **fully charged**; (Due to OH&S Concerns devices will **not** be able to be charged at School)
- Follow the school's ICT Acceptable Use Policy;
- Report any behaviour that is not in line with the school's ICT Acceptable Use Agreement to their teacher;
- Store their device appropriately in a designated area within their classroom when the devices are not in use to help protect their device, work and information;
- Report any damages that may occur to their teacher immediately;
- Use the internet in a safe and appropriate manner (as set out by the school's 'ICT Acceptable User Agreement') and will report any inappropriate or offensive material to their teacher so that the administration can block those sites;
- Respect and look after all devices, including their own, other students' and the school's devices.
- May not use devices to record, transmit, or post photographic images or video of a person or persons during school hours or during school activities, unless otherwise allowed by a teacher.

## STUDENT ACTIVITIES STRICTLY PROHIBITED

- Illegal installation or transmission of copyrighted materials;
- Any action that violates the school's 'ICT Acceptable Use Agreement' or public law;
- Sending, accessing, uploading, downloading, or distributing offensive, violent, profane, threatening, pornographic, obscene, or sexually explicit materials;



- Accessing and using internet/app-based games within class time that are not deemed educational by the teacher without prior permission;
- Use of messaging services and social media within school time
- Gaining access to another students' accounts, files and/or data;
- Giving out personal information, for any reason, over the internet;
- Participation in fraudulent or other illegal behaviour;
- Vandalism (any malicious attempt to harm or destroy hardware, software or data, including, but not limited to, the uploading or creation of computer viruses or computer programs that can infiltrate computer systems and/or damage software components) of personal, other students or the school's range of technology;
- Participating in any form of bullying including, (and not limited to) texting, emailing, posting and accessing other students devices; and Not using Carlton Gardens Primary School's web filter to access restricted Internet sites at school.
- Refusal to join a Teacher's Apple Classroom

## DEVICES

### **Grades 3-6**

Grade 3-6 students are only allowed to bring an iPad to school. They are able to bring any iPad that is able to run **iOS 16** (Preferably iOS 17) . This allows us to use Apple Classroom to control and monitor devices. **Jail Broken devices are not acceptable to use as part of CGPS's BYOD Policy**

### **Why an iPad?**

- The ability to enable parental restrictions easily,
- That it is a stable platform that works well within our existing school infrastructure,
- Parents have complete control over what apps can be installed to the device,
- It is an all in one device,
- It allows us to integrate our existing Google infrastructure.
- Apps are secure
- Devices can be tracked with Apple's Find my Device
- An iPad is a powerful tool that can be easily utilised by students.
- Apple provides a 2 year accidental damage policy for a small additional cost.
- Parents can create a family account.

## PURCHASING A DEVICE

Parents are welcome to purchase a device from any retailer that they would like. The school has a partnership with JB Hi-Fi that allows devices to be purchased through a web portal at a discounted price. Devices purchased through this portal can also be be picked up from any JB Hi-Fi store at any time.

This portal is available at [www.jbeducation.com.au/byod](http://www.jbeducation.com.au/byod) . Our school code is **CGPS2024**.

## FINANCE

12 Month interest free finance is available to JB Hi-Fi customers. This can be applied for during the checkout process.

## BREAKAGE & THEFT

We recommend that families purchase Education Applecare+ for iPad for \$80 due to changes made by ASIC regarding extended warranties, this can not be purchased at the same time as your device. Apple give you 7 days free Applecare+ after which you will need to purchase the three year package. This includes coverage for up to two incidents of accidental damage from handling of your iPad, each subject to a \$80 service fee. It also covers damage to chargers and power cords.

# CONNECTING TO THE SCHOOLS WIFI

At the start of the 2024 school year we will install a certificate that will allow student access to our schools eduSTAR wireless network. Teachers will help students to ensure that they can access the internet on their device.

# PARENTAL RESTRICTIONS

**We ask all parents to enable ScreenTime Restrictions on their child's iPad.** Restrictions allows parents to restrict accessing the iTunes store, iBook Store, Installing apps, Deleting apps and In-App Purchases. You can also prevent students from listening to music and podcasts with explicit lyrics, and a number of other options.

**Location Services** - Ensure that location Services is enabled for the **Find My** app

**Siri**- Ensure that students have explicit language turned off when using Siri.

Make sure your Restriction Passcode is different to your screen lock passcode

# SCREEN TIME

iOS allows parents to manage student screen time. It can restrict the amount of time children use their iPad. It can also restrict when your child can use their iPad. <https://support.apple.com/en-us/HT208982>

# APPS AND APPLE ACCOUNTS

Parents will be required to provide access to or create an App Store Account so that they can install apps onto their device. This account should be in the parent's name. **Parents should NEVER give students access to the password for this account** to ensure that they cannot make purchases or install apps without your permission. Parents should set up a child's iCloud Account for their child. **Family sharing** can be set up via another apple device. <https://support.apple.com/en-au/HT201060> There is more information later in this booklet.

We ask that parents install the apps from the CGPS iPad App list before the devices are brought to school. *\*The app list is included later in the document.*

**Students should not have any Social Media apps on their iPad, these include;**

- Facebook
- Twitter
- Snapchat
- Musically
- Periscope
- Vine
- Tumblr
- Tiktok
- Discord
- Twitch

*\*All these apps require users to be older than 13 in their Terms & Conditions. Students with these apps installed will not be able to bring their device to school until they are removed.*

# MESSAGING APPS

**We do not recommend the use of messaging apps.** They are difficult to monitor and students can easily share inappropriate content through them. If you allow your children to use iMessage we strongly recommend that you control their use through ScreenTime. **You can easily restrict who your child can send and receive messages from in ScreenTime.**

## ACCESSORIES

We recommend that all iPads have a **heavy duty case**. Parents buying devices from JB HiFi will have the option to purchase a cover in the checkout process. Students should personalise their case so that they can easily identify their iPad

We recommend that students have a set of headphones. If your child wants to bring a set of headphones we would strongly recommend that they were volume limited due to the risk of permanent hearing damage in young children.

## MAIL

All students will be provided with a school Google account. We have been using these school Gmail accounts within the school for the past four years. These accounts also allow the students to use the various Google apps to collaborate within the classroom.

## CYBER SAFETY AND ACCEPTABLE USE

Our school's BYOD program allows our school to introduce safe ICT practices in a relatively controlled environment. We require all parents and students to sign an Acceptable Use document before they can use any form of ICT within our school.

At the beginning of 2019 students participating in lessons that look at the safe use of ICT. These lessons will cover not giving out personal information, cyberbullying, safe and appropriate online language, what to do if a student feels unsafe, protecting your online identity and not placing yourself in dangerous situations.

We will also be running a Cyber Safety night for parents during 2019. This night will look at the risks using ICT at home, what to do if your child feels unsafe online and unsuitable applications.

## BYOD TIPS

### 1. Erase the device and start again

If you are using an existing iPad it is a good idea to erase the device and set it up again. This ensures that there is enough storage on the device and if also an opportunity to setup things like Screen Time and use a iCloud Family account.

### 2. Use a family iCloud account

Using a iCloud Family account means that you can easily control when your child uses their iPad and what they can have on it. It also means that your child's items, files and messages on the iPad do not get mixed up with yours.

### 3. Make sure that you get a good case.

Students have accidents. We recommend that students use a heavy duty case that can withstand an iPad being dropped. Students should also decorate their cover so that their iPad is easily identifiable. It can become confusing when there are 20 black covers in a class.

### 4. Setup Screen Time

Screen Time allows you to monitor how much your child is using their iPad, it allows you to set time limits, content restrictions and app limits. Limit contacts through iMessages. It is easy to setup and ensures that your child is using the device the way that you want them to. *Try not to limit apps students will use in the classroom*

### 5. Ensure that you setup downtime and app limits

It is a great idea to set downtime on your child's iPad. Downtime is a period of time where your child's device shuts down. It is setup via Screen Time. You can have different downtimes depending on the days of the week. For example, you could make your child's iPad turn off when it is time to begin getting ready for bed. App limits are similar. If you only want your child to play 30

minutes of games each day you can set an app limit. *(Be careful setting app limits you don't want to limit the apps student may be using in class.)*

**6. Don't share your iTunes or App Store password**

If students know your App Store password there is a chance that they will make unauthorised purchases. Please don't share your password with them.

**7. Keep your iPad up to Date**

It's a good idea to make sure your child's iPad is regularly updated. This ensures that the device is not vulnerable to security threats









**8. Review the BYOD policy with your child to ensure that they know what is expected of them**

It's a good idea to talk to your child about the school's expectations and your expectations for their iPad.










**9. If you don't want your child to play games don't put them on the device.**










We get asked a lot about if children can have games on their iPad. That is up to you as the parent in charge of the iPad. If you don't want your child to have games simply don't put them on the iPad. If a child has an inappropriate game on their device we will ask parents to remove it.








# CGPS IPAD APP LIST

App	Icon	Required/ Recommended	Price
Pages		Required (Already Installed)	Free
Numbers		Required (Already Installed)	Free
Keynote		Required (Already Installed)	Free
Garageband		Required (Already Installed)	Free
Podcasts		Required (Already Installed)	Free
Find My		Required (Already Installed)	Free
iMovie		Required (Already Installed)	Free
Clips		Required (Already Installed)	Free




App	Icon	Required/ Recommended	Price
Google Drive		Required	Free
Chrome - web browser		Required	Free
Google Docs		Required	Free
Google Sheets		Required	Free
Google Translate		Required	Free
Google Classroom		Required	Free
Google Slides		Required	Free
Swift Playgrounds		Required	Free
Reading Eggs		Required	Free

App	Icon	Required/ Recommended	Price
Mathletics		Required	Free
Class Dojo		Required	Free
Seesaw Class		Required	Free
Tayasui Sketches School		Required	Free
Kahoot!		Required	Free
Flipgrid		Required	Free
Quizziz Student		Required	Free
Sphero Edu		Required	Free
NAP Locked Down Browser		Required (Used for NAPLAN testing in grade 3 & 5)	Free

App	Icon	Required/ Recommended	Price
Google Tasks		Required	Free
Google Jamboard		Required	Free
Minecraft for Education		Required	Free
Trello		Required	Free
Canva		Required	Free
Epic		Required	Free
Padlet		Required	Free

*\* Please be aware that teachers may need to apps during the year. We will endeavour only add free apps but there may be a small cost required.*

	<p>Carlton Gardens Primary School</p> <p><b>Bring Your Own Device Policy (BYOD)</b></p>	<p><b>Authorisation</b> 2022</p> <p><b>Review</b> 2026</p>
---	---	--

### **Rationale:**

At Carlton Gardens Primary School we aim to develop lifelong learners who are innovative and confident users of ICT in an ever-changing digital world. 1:1 BYOD programs are part of an international move towards individualising learning, which can increase independence and self-initiated learning in students and extend their learning beyond the classroom. Students who have their own devices have been found to take greater pride and ownership over the knowledge they create.

### **Aim**

- To allow students to use an approved device to access the Carlton Gardens Primary School wireless network for educational purposes,
- To enable students to use technology to further their learning in structured lessons and independently at home,
- To enable students to develop skills and behaviours reflective of responsible digital citizens,
- To harness student connectivity to personal devices for the purpose of developing 21st century teaching and learning skills and for fostering digital literacy, fluency and social responsibility in a safe environment, and
- To ensure the smart, safe and responsible use of devices at Carlton Gardens Primary School

### **Implementation:**

Carlton Gardens Primary School will:

- Implement an Equity Program to ensure students have access to a computing resource;
- Provide a BYOD User Agreement to list the responsibilities and expectations of each student and their families in the BYOD program;
- Have a recommended device that can be purchased through a DET recommended provider;

- Have a list of recommended accessories for devices;
- Publish a Device Specification Guide that indicates the minimum requirements for devices;
- Accept no responsibility for loss or damage to, or for maintenance or repair required in a student's own device through any act or omission resulting from the negligence or otherwise of the school, a member of the school staff or of another student.
- Should damage or loss occur to a device as a result of another student's actions. The parents/ guardians of the students involved will be contacted immediately. The Principal and the classroom teacher retain the right to deal with these matters on an individual basis and in direct consultation with the families involved;
- Develop guidelines and procedures for BYOD and communicate them to staff, students, parents and guardians through the school website and newsletters;
- Provide a list of recommended age appropriate applications;
- Inform parents that CGPS is not responsible for any possible device charges to your account that might be incurred during approved school- related use;
- Inform students and parents that they should be aware that devices are subject to search by appropriate staff if the device is suspected of a violation of the school rules. If the device is locked or password protected the student will be required to unlock the device at the request of teaching or technical staff;
- Provide filters to a device's connection to the Internet;
- Encourage students to use lock codes or device passwords; and
- Provide students with a monitored Google Account.

### **Equity And Access**

Carlton Gardens Primary School understands that the BYOD Program may be a financial burden on some families. For families opting not to participate in the BYOD Program, the school will have some devices available which will provide equal access for students at school to technology. These devices will be available to use during school hours but will not be sent home with children.

### **Student Responsibilities**

As part of the Carlton Gardens Primary School's BYOD Program, students will ensure that they:

- Use their devices in a responsible and ethical manner;



- Bring their device to school **fully charged**; (Due to OH&S Concerns devices will **not** be able to be charged at School)
- Follow the school's ICT Acceptable Use Policy;
- Report any behaviour that is not in line with the school's ICT Acceptable Use Agreement to their teacher;
- Store their device appropriately in a designated area within their classroom when the devices are not in use to help protect their device, work and information;
- Report any damages that may occur to their teacher immediately;
- Use the internet in a safe and appropriate manner (as set out by the school's 'ICT Acceptable User Agreement') and will report any inappropriate or offensive material to their teacher so that the administration can block those sites;
- Respect and look after all devices, including their own, other students' and the school's devices.
- May not use devices to record, transmit, or post photographic images or video of a person or persons during school hours or during school activities, unless otherwise allowed by a teacher.
- Not access apps where users need to be 13 years of age or older.

### **Student Activities Strictly Prohibited**

- Illegal installation or transmission of copyrighted materials;
- Any action that violates the school's 'ICT Acceptable Use Agreement' or public law;
- Sending, accessing, uploading, downloading, or distributing offensive, violent, profane, threatening, pornographic, obscene, or sexually explicit materials;
- Accessing and using internet/app-based games within class time that are not deemed educational by the teacher without prior permission;
- Use of messaging services and social media within school time
- Gaining access to another students' accounts, files and/or data;
- Giving out personal information, for any reason, over the internet;
- Participation in fraudulent or other illegal behaviour;
- Vandalism (any malicious attempt to harm or destroy hardware, software or data, including, but not limited to, the uploading or creation of computer viruses or computer programs that can infiltrate computer systems and/or damage software components) of personal, other students or the school's range of technology;
- Participating in any form of bullying including, (and not limited to) texting, emailing, posting and accessing other students devices; and
- Not using Carlton Gardens Primary School's web filter to access restricted Internet sites at school.

## **Parent Responsibilities**

It is the responsibility of parents and guardians to

- Ensure that the device is kept up to date.
- Ensure parental restrictions (Screen time) are put on a device.
- Not give students access to their iTunes account
- Provide a device that meets the minimum Device Specification Guide.
- Remove inappropriate apps from the device.

## **Storage of Devices**

When students are not using their devices, they should be stored in a classroom, in a storage location designated by their teacher. Students are encouraged to take their devices home at the end of each day, regardless of whether or not they are needed. Devices should not be stored in a vehicle as they can overheat or get stolen. Devices are not to be stored in school bags during the day, or taken out of the classroom during lunch or recess.



## **Carlton Gardens Primary School BYOD User Agreement**

1:1 BYOD programs are part of an international move towards individualising learning, which can increase independence and self-initiated learning in students and extend their learning beyond the classroom. Students who have their own devices have been found to take greater pride and ownership over the knowledge they create. Carlton Gardens Primary School has decided to undertake a BYOD program. This agreement provides covers the use of devices within our school.

We ask that you read this agreement with your child and sign it. Students will not be permitted to bring a device unless both the parent and the student have signed this agreement.

\*Please be aware that Carlton Gardens Primary School accept no responsibility for loss or damage to, or for maintenance or repair required in a student's own device through any act or omission resulting from the negligence or otherwise of the school, a member of the school staff or of another student.

### **Device**

Parents and Students will ensure that:

- The iPad is locked with a pass code to prevent unauthorised access to the device;
- The iPad will be **fully charged** when brought to school;
- They're fully responsible for loss or damage to, or for maintenance or repair required in a student's own iPad through any act or omission resulting from the negligence or otherwise of the school, a member of the school staff or of another student;
- No Copyright infringing materials are on the iPad;
- That there are no social media apps on the iPad;
- There is no inappropriate materials on the iPad;
- Screen Time restrictions are used;
- **Students are unable to make purchases with their iPad;**
- The iPad has protective covers to help reduce the chance of damage;
- The iPad has the required apps;
- The iPad is easily identified by personalising home screens and cases;
- The iPad has tracking software such as, 'Find My' where available;
- The iPad is insured where possible

## **General Use Guidelines**

Students will ensure that:

- That they bring their iPad to school;
- The iPad will only be used for learning purposes as directed by the teacher;
- The iPad is not left in places where it can be damaged such as, on the floor, on chairs or outdoors;
- They will use their iPad in a responsible and ethical manner;
- Follow the school's ICT Acceptable Use Policy;
- Report any behaviour that is not in line with the school's ICT Acceptable Use Policy to their teacher;
- They will store their iPad appropriately in a designated area within their classroom when the iPads are not in use to help protect their device, work and information;
- Will not remove their iPad from the classroom unless instructed by the teacher;
- The iPad is not taken into the school yard;
- They report any damages that may occur to their teacher immediately;
- They use the internet in a safe and appropriate manner (as set out by the school's 'ICT Acceptable User Agreement') and will report any inappropriate or offensive material to their teacher so that the administration can block those sites;
- Other students do not use their iPad to avoid accidental breakages;
- They will not use iPads to record, transmit, or post photographic images or video of a person or persons during school hours or during school activities, unless otherwise allowed by a teacher.
- They don't send, access, upload, download, or distribute offensive, violent, profane, threatening, pornographic, obscene, or sexually explicit materials;
- They don't access and use internet/app-based games within class time that are not deemed educational by the teacher without prior permission;
- They don't use messaging services and social media within school time
- They don't give out personal information, for any reason, over the internet;
- They won't participate in any form of bullying including, and not limited to texting, emailing, posting and accessing other students devices;
- **They only use Carlton Gardens Primary School's filtered Internet service;** and
- That the iPad is stored securely during recess and lunch.
- That they will not use the iPad whilst eating or drinking;
- They use only their school designated email whilst at school and when communicating with other students;
- They will not play music or videos unless under explicit direction of the teacher.



# CGPS BYOD Acceptable Use Agreement

## Student Section

Student Name: \_\_\_\_\_

Grade: \_\_\_\_\_

I have read/discussed the Carlton Gardens Primary School's BYOD Acceptable Use Agreement document. I agree to follow the rules contained in the guidelines.

I understand that failure to follow this BYOD Acceptable Use Agreement may result in me forfeiting my privilege to use ICT at Carlton Gardens Primary School.

Student Signature: \_\_\_\_\_

Date: \_\_\_\_\_

## Parent/Guardian Section

I have read and discussed the Carlton Gardens Primary School BYOD Acceptable Use Agreement document with my child.

I understand and acknowledge that children are responsible for their own device.

I understand that I am fully responsible for loss or damage to, or for maintenance or repair required in a student's own device through any act or omission resulting from the negligence or otherwise of the school, a member of the school staff or of another student;

I understand that failure to follow this BYOD Acceptable Use Agreement may result in my child forfeiting his/her privilege to use ICT at Carlton Gardens Primary School.

Parent/Guardian Name: \_\_\_\_\_

Parent/Guardian Signature: \_\_\_\_\_

Date: \_\_\_\_\_



## Resources

### SET UP FAMILY SHARING

### FAMILY SHARING AND APPLE ID FOR YOUR CHILD

With Family Sharing, you can create an Apple ID for a child under 13.\* This allows them to participate in Family Sharing and use other Apple services such as iCloud, iMessage, FaceTime, and Game Center.

To participate in Family Sharing, all family members must have their own Apple ID. Children under 13\* can't create an Apple ID on their own. However, the family organiser can provide verified parental consent and create an Apple ID on the child's behalf in their family group.

If your child already has an Apple ID, you can [add it to your family group](#) and update their email address, [date of birth](#), [security questions](#), and more.

### Create an Apple ID for your child

Use the steps below to create an Apple ID for your child, then add them to your family group. After you add your child to your family group, they will have their own Apple ID that they can use on any Apple device. Your email address is the [rescue email address](#) for your child's account, and you can use it with the security questions you provided to [reset a forgotten password](#).

### How to create an Apple ID for your child

Children under the age of 13 can't create an Apple ID on their own. ([This age varies by region](#).) But if you're the family organiser or a guardian, you can create an Apple ID for your child.

---

On your iPhone, iPad or iPod touch

To verify that you're an adult, you need a credit card.

---

In iOS 16 or iPadOS 16 or later

1. Go to Settings > Family.

2. Tap the Add Member button .



3. Tap Create Child Account, then tap Continue.



4. Enter the child's name and date of birth. Make sure you enter the correct date of birth — you can't change it later.

5. Follow the onscreen instructions to finish setting up the account. For your child's Apple ID, you can use their email address, the suggested @icloud.com address or their Game Centre nickname.

For more information visit: <https://support.apple.com/en-au/HT201084>

# USE SCREEN TIME ON YOUR IPAD

With Screen Time, you can access real-time reports about how much time you spend on your iPhone, iPad, or iPod touch, and set limits for what you want to manage.



Screen Time lets you know how much time you and your kids spend on apps, websites, and more. This way, you can make more informed decisions about how you use your devices, and set limits if you'd like to. Read on to learn how to turn on Screen Time, view your report and set limits, and [manage a child's device](#).

## Turn on Screen Time

Go to Settings > Screen Time.

Tap Turn On Screen Time.

Tap Continue.

Select This is My [device] or This is My Child's [device].

You can now get a report about how you use your device, apps, and websites, any time you want.

If it's your child's device, you can set up Screen Time and create settings right on their device or you can [use Family Sharing](#) to configure your child's device from your own device. After you set up your child's device, you can also use Family Sharing to view reports and adjust settings right from your own device.

With Screen Time you can also create a dedicated passcode to secure settings, so only you can extend time or make changes. Make sure to choose a passcode that's different from the passcode you use to unlock your device. To change or turn off the passcode on your child's device, go to Settings > Screen Time, and tap [your child's name]. Then tap Change Screen Time Passcode or Turn Off Screen Time Passcode, and authenticate the change with Face ID, Touch ID, or your device passcode.

If you can't remember a restrictions passcode that you set on a previous version of iOS, or you forgot your Screen Time passcode, you need to erase your device, then set it up as a new device to [remove the passcode](#). Restoring your device from a backup won't remove your passcode.



## View your report and set limits

Screen Time gives you a detailed report about how your device is used, apps you've opened, and websites you've visited, any time that you want to see it. Just go to Settings > Screen Time and tap See All Activity under the graph. From there, you can see your usage, set limits for your most used apps, and see how many times a device was picked up or received a notification.

If you turned on Share Across Devices, you can view overall usage across devices that are signed in with your Apple ID and password.

Here are the settings that you can manage:



### Downtime

Think of this as a nap for your screen time. When you schedule downtime in Settings, only phone calls and apps that you choose to allow are available. Downtime applies to all of your Screen Time-enabled devices, and you get a reminder five minutes before it starts.



### App Limits

You can set daily limits for app categories with App Limits. For example, you might want to

see productivity apps while you're at work, but not social networking or games. App Limits refresh every day at midnight, and you can delete them any time



### **Always Allowed**

You might want to access certain apps, even if it's downtime or if you set the All Apps & Categories app limit. Phone, Messages, FaceTime, and Maps are always allowed by default, but you can remove them if you want.



### **Content & Privacy Restrictions**

You decide the type of content that appears on your device. Block inappropriate content, purchases, and downloads, and set your privacy settings with [Content & Privacy Restrictions](#).

## **Use Screen Time with your family**

With Family Sharing, you can share music, movies, apps, and more with family — and it now works with Screen Time. You can view reports and adjust settings for children in your family any time, right from your device.

If you're already in a family group, go to Settings > Screen Time, and tap your child's name. If you need to create an Apple ID for your child, go to Settings > [your name] > Family Sharing > Screen Time.

Or if you're [new to Family Sharing](#), tap Set up Screen Time for Family and follow the instructions to add a child and set up your family. You can add family members any time from Family Sharing settings.

<https://support.apple.com/en-us/HT208982>

For more information visit our website.

<https://www.carltongardens.vic.edu.au/page/108/Grade-3-6-BYOD-Information>





## CARLTON GARDENS PRIMARY SCHOOL

215 RATHDOWNE STREET, CARLTON

PHONE: 03 9663 6502

EMAIL: [CARLTON.GARDENS.PS@EDUMAIL.VIC.GOV.AU](mailto:CARLTON.GARDENS.PS@EDUMAIL.VIC.GOV.AU)

WEBSITE: [WWW.CARLTONGARDENS.VIC.EDU.AU](http://WWW.CARLTONGARDENS.VIC.EDU.AU)

*Carlton Gardens Primary School*



EST. 1884  
Delivering Our Best



@CARLTONGARDENS



@CARLTONGARDENS